





JOHNEX explosives


EZICHARGE®

RECOMMENDATION FOR USE

1. It is recommended that all lifter holes should be fired with the same delay period detonator.
2. Boreholes must be cleaned out with air pressure prior to charging (Blown out).



3. Insert the detonator into the capwell that is at the primer end of the coil.



4. Ensure the detonator is fully inserted into the capwell. See Fig 1.



5. Gently pull the detonator shock tube around and press it into the shock tube protection slot that is fitted to the end of the explosives charge.
6. Break open the tape and uncoil the charge.



7. Insert the explosive charge into the borehole. When you get to the point that you cannot push the product any further with your hands, use the ANFO hose or non-ferrous tamping rod to push the tube fully to the toe of the hole. See Fig 2.
8. The EZICHARGE product is not a tamping rod and should not be used to clear borehole rubble or residue.
9. No primer or stemming cartridge is required.

IMPORTANT

For easier loading boreholes MUST be blown out.

This reduces charging time and ensures consistent results - No left over butts and no shock tube damage

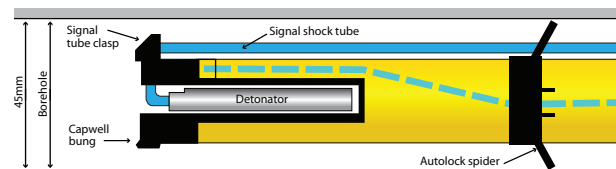


FIGURE 1

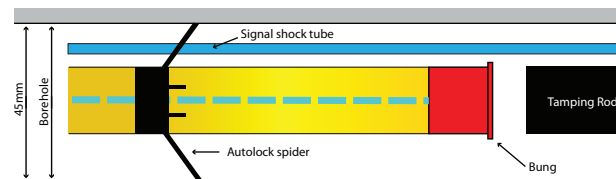


FIGURE 2

JOHNEX explosives

PRODUCT DISCLAIMER: The information contained in this technical bulletin is believed to be accurate, but cannot possibly cover every application or variation of conditions under which the product is used or tested. The specifications herein are based on the manufacturer's experiences, research and testing. Johnson Hi-Tech (Australia) Pty Ltd trading as Johnex Explosives can not anticipate or control conditions under which this information and its products may be used. Each user is responsible for being aware of the details in the technical bulletin and the product applications in the specific context of the intended use. Johnson Hi-Tech (Australia) Pty Ltd will not be responsible for damages of any nature resulting from the use or reliance upon the information. No express or implied warranties are given other than those implied as mandatory by Commonwealth, State or Territory legislation.

EZICHARGE® – RECOMMENDATION FOR USE